

PARISH
STATISTICAL SUMMARY
Washington DC

2001-2011



© 2012

The Church Report Company

Parish Statistical Summary

Washington DC

2001 2007 2008 2009 2010 2011

Membership

Membership	41,175	41,671	41,783	41,338	39,631	39,994
Average Sunday Attendance	17,936	15,523	15,364	15,072	12,788	13,009
Communicants in Good Standing	33,339	31,913	32,316	31,185	30,508	29,754
Communicants in Good Standing under 16	6,495	5,965	5,924	5,833	5,772	5,232
Youth Percentage	19.5%	18.7%	18.3%	18.7%	18.9%	17.6%
Church School Size	5,793	4,649	4,594	4,159	4,150	3,884
Marriages	368	238	224	241	236	185
Burials	629	538	504	526	471	479

Evangelism

Received	84	72	116	98	62	56
Baptisms						
<i>over 16</i>	115	58	78	77	91	72
<i>under 16</i>	908	664	653	609	501	444
Confirmations						
<i>over 16</i>	277	162	210	179	177	109
<i>under 16</i>	227	154	191	159	175	142
CRAB	703	446	595	513	505	379
CRAB as a Percent of Average Attendance	3.9%	2.9%	3.9%	3.4%	3.9%	2.9%

Financial Data

Pledge and Plate	#####	#####	#####	#####	#####	#####
Total Operating Revenue	#####	#####	#####	#####	#####	#####
Total Non-Operating Revenue	\$1,813,654	#####	#####	#####	\$8,497,395	#####
Total Operating Expense	#####	#####	#####	#####	#####	#####
Total Non-Operating Expense	#####	#####	#####	\$9,598,129	\$6,271,478	#####
Net Operating Revenue	#####	-\$984,798	#####	#####	#####	#####
Total Cash	#####	#####	#####	#####	#####	#####
Total Investments at Market Value	#####	#####	#####	#####	#####	#####

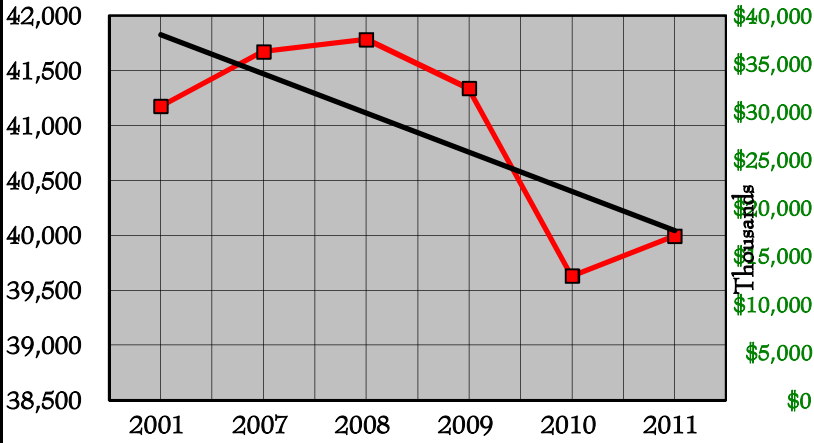
Dollars Spent Outside Congregation

Outreach from Operating Budget	\$2,167,536	\$3,653,170	\$3,805,451	\$2,749,409	\$1,028,927	\$1,174,482
As a Percent of Operating Revenue	4.7%	5.7%	6.0%	5.1%	2.6%	3.0%
Diocesan Pledge	\$2,275,301	\$2,633,741	\$2,496,895	\$2,405,790	\$2,004,169	\$1,965,292
As a Percent of Operating Revenue	5.0%	4.1%	3.9%	4.4%	5.1%	5.0%

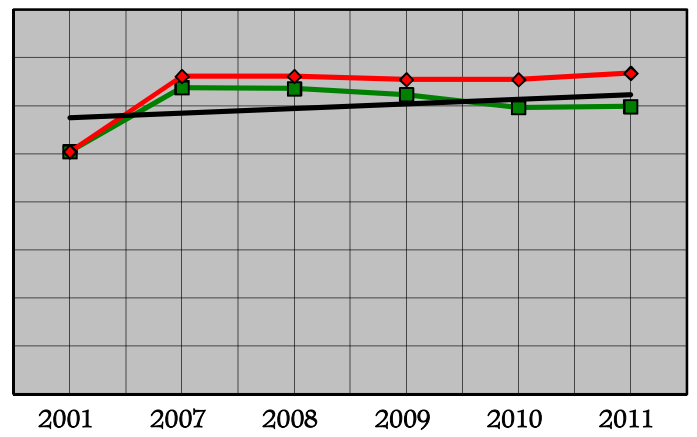
Stewardship

Adult Pledging Units (APU's)	12,707	13,328	12,126	10,935	9,836	9,880
APU's as a % of Adult Communicants	47.3%	51.4%	45.9%	43.1%	39.8%	40.3%
Amount Pledged	#####	#####	#####	#####	#####	#####
Average Pledge	\$1,626	\$2,086	\$2,310	\$2,478	\$2,555	\$2,605
Average Annual Giving (<i>Pledge & Plate / Average Attendance</i>)	\$1,406	\$2,053	\$2,068	\$2,067	\$2,331	\$2,300

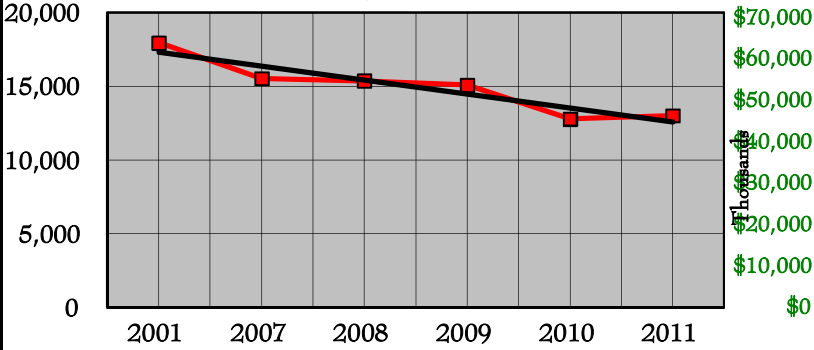
Year-End Membership



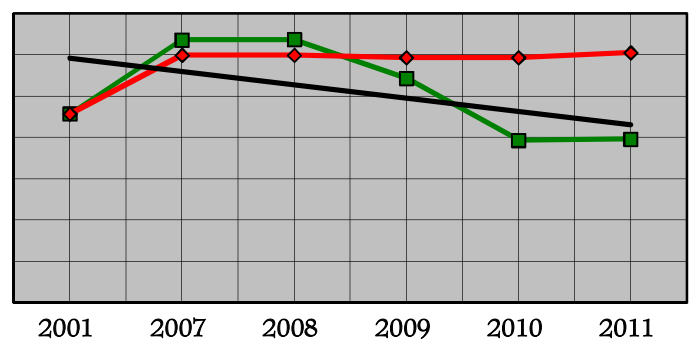
Pledge and Plate compared to inflation



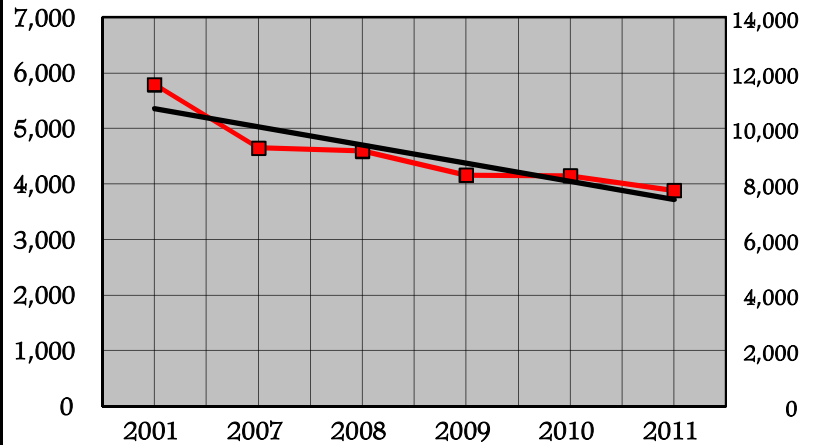
Average Attendance



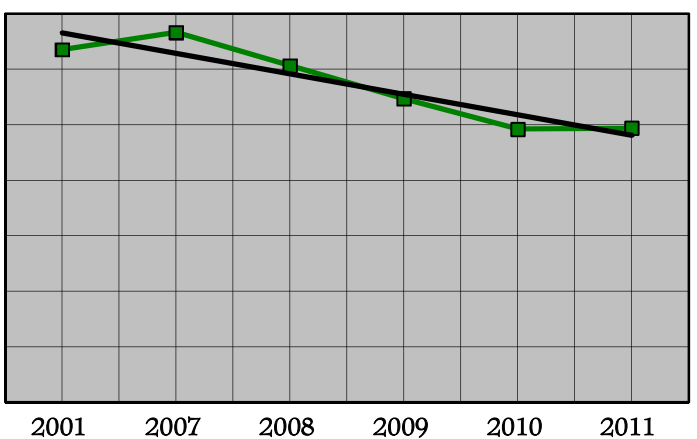
Total Operating Revenue compared to inflation



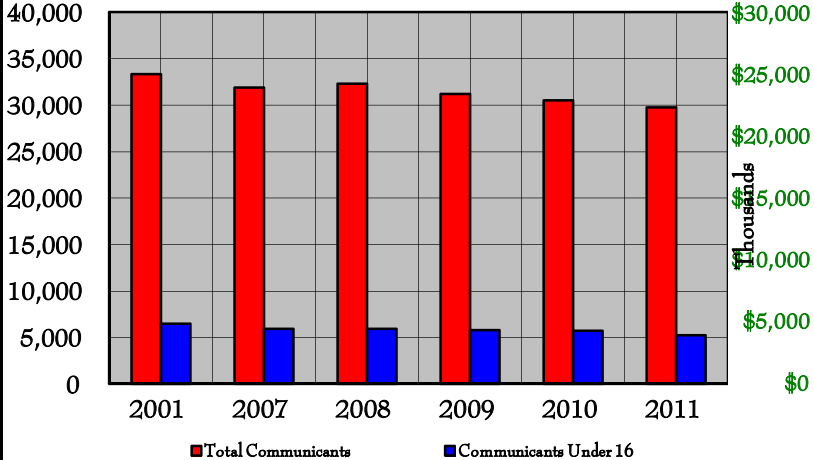
Church School Size



Pledging Units



Communicants under 16 compared to Total



Amount Pledged compared to inflation

